



Social Studies Virtual Learning

3rd Grade

Absolute Location with a Map Grid

April 9, 2020

3rd Grade Social Studies Lesson: April 9, 2020

Learning Target:

I can use a grid to find absolute location on a map.

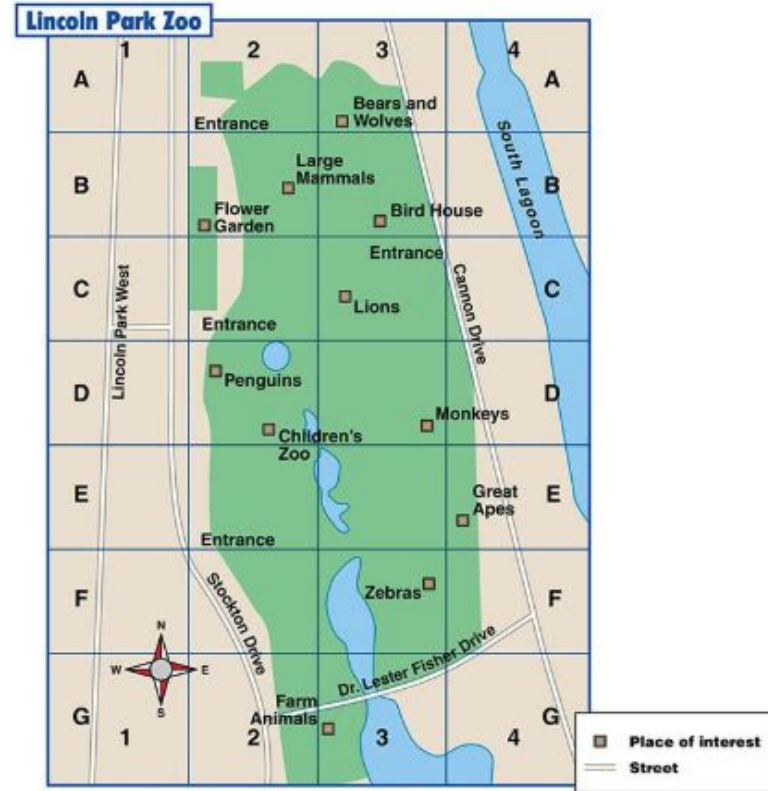


Background: This is a review lesson from first quarter.

- Students learned how to use grid maps to find absolute location.

Let's Get Started!

1. Watch this video: [Using a Map Grid](#)
2. Check out this website! [National Geographic: Using a Grid with a Zoo Map](#)

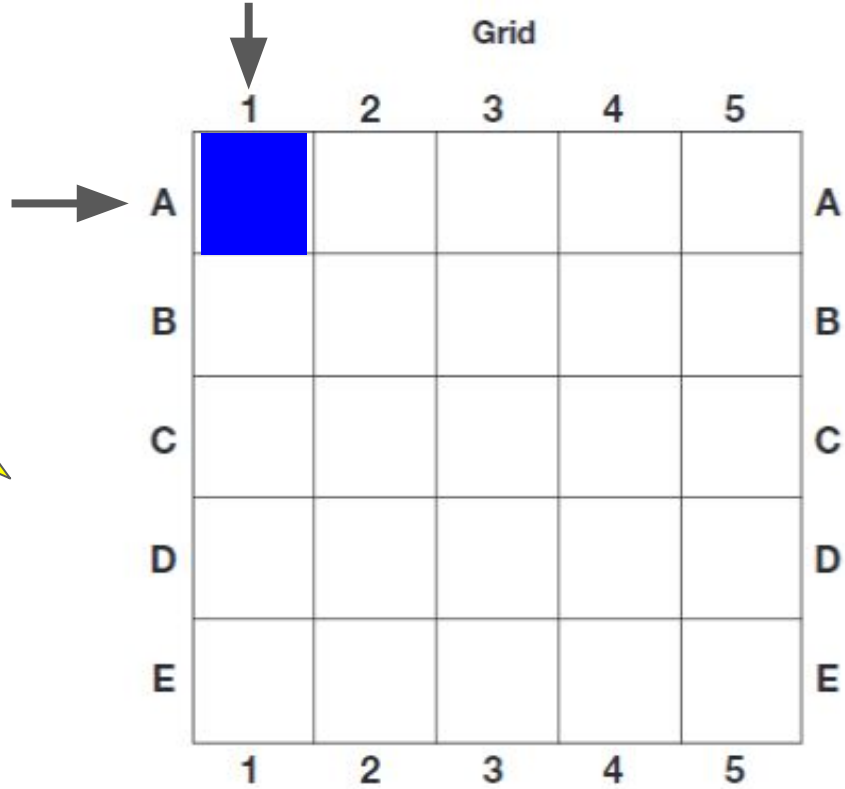


Guided Practice #1:

On the page in your packet, color the following squares [blue](#):

A1, A3, B1, B3, D1, D3, E1, E3

Think back to the video:
*Run your finger left and right for the letter
* Run your finger up and down for your number
*Where they meet is the square to color.



Guided Practice #2:

On the page in your packet, color the following squares **green**:
C1, C2, C3, A5

Think back to the video:
*Run your finger left and right for the letter
* Run your finger up and down for your number
*Where they meet is the square to color.

Grid

	1	2	3	4	5	
A	■		■			A
B	■		■			B
C						C
D	■		■			D
E	■		■			E
	1	2	3	4	5	

Guided Practice #3:

On the page in your packet, color the following squares **orange**:
C5, D5, E5

Think back to the video:
*Run your finger left and right for the letter
* Run your finger up and down for your number
*Where they meet is the square to color.

Grid

	1	2	3	4	5	
A	Blue		Blue		Orange	A
B	Blue		Blue			B
C	Orange	Orange	Orange			C
D	Blue		Blue			D
E	Blue		Blue			E
	1	2	3	4	5	

What word did you create on the grid?
Go show someone in your house!

Self-Check:



Grid

	1	2	3	4	5	
A	Blue	White	Blue	White	Green	A
B	Blue	White	Blue	White	White	B
C	Green	Green	Green	White	Orange	C
D	Blue	White	Blue	White	Orange	D
E	Blue	White	Blue	White	Orange	E
	1	2	3	4	5	



Independent Practice #1:

Complete this page in your packet.

Using a Map Grid

A grid helps you find places on a map. Use the grid to answer the questions.

1. In which square is the hospital? _____
2. What is in square C4? _____
3. What street runs through squares A2, B2, C2, and D2? _____
4. Can you shop in D1? _____
5. You want to borrow a book. In which square would you look? _____

Scholastic Success With Maps, Grade 2 © Linda Ward Beech, Published by Scholastic Teaching Resources

Click here to open worksheet.


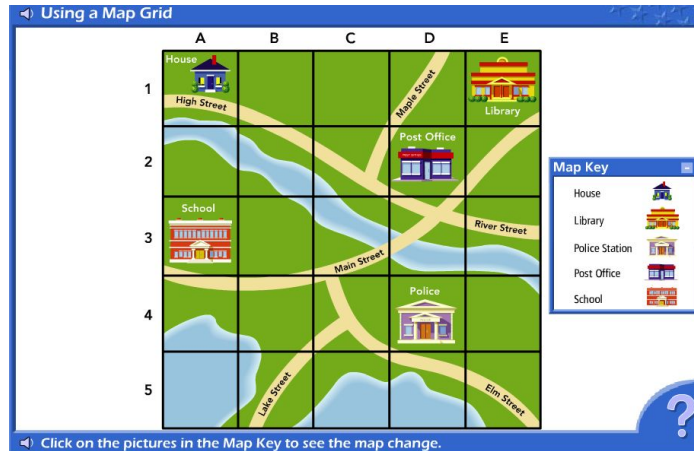


Independent Practice #2

Go to this website:

[Interactive Grid Map](#)

1. Scroll down to complete the activities and questions below the map.
2. If you click on the locations in the map key, they will highlight the absolute location to help you.
3. Click on the question mark at the bottom if you are ever stuck.



MORE Independent Practice:

Go to this website: [Battleship Online Game](#)

1. Click start
2. Hit the play button
3. Click on classic
4. Place your ships on your strategy panel
5. After you've placed your ships, hit the play button
6. A grid will pop up, choose where to strike your opponent



Self Check:

Go tell someone in your home your answers.



1. Was this lesson?

easy

just right

hard

2. Tell a family member how you can use a grid to find absolute location on a map.